


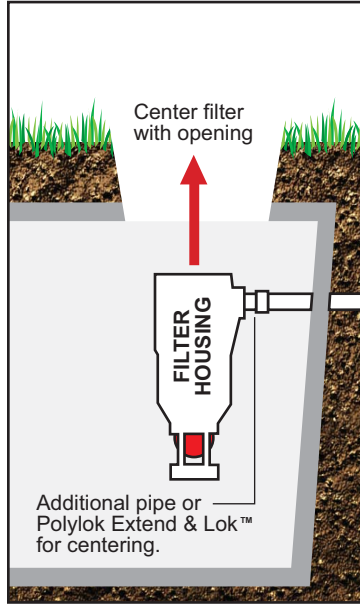
INSTALLATION INSTRUCTIONS

PL-122/PL-525/PL-625 FILTER

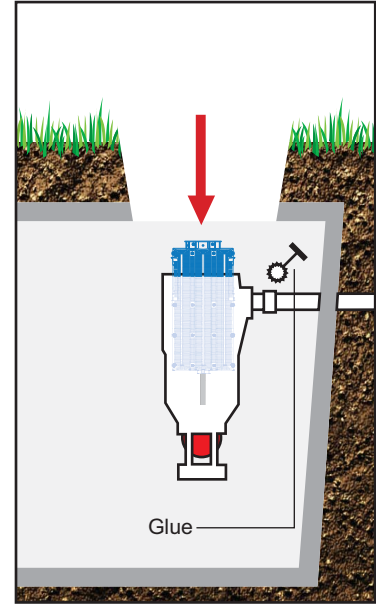
INSTALLATION INSTRUCTIONS



Step 1:
 (A) Locate the outlet of the septic tank.
 (B) Remove tank cover and pump tank if necessary.

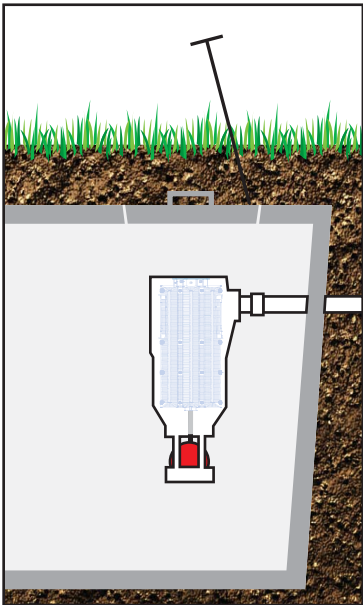


Step 2:
 (A) Before installation, place the filter housing on to the outlet pipe.
 (B) Make sure that the housing is positioned so the filter can be removed from the tank for maintenance and service.



Step 3:
 (A) Glue the filter housing on the outlet pipe.
 (B) Insert the filter cartridge in the housing, making sure the filter cartridge is properly aligned and completely inserted in the housing.

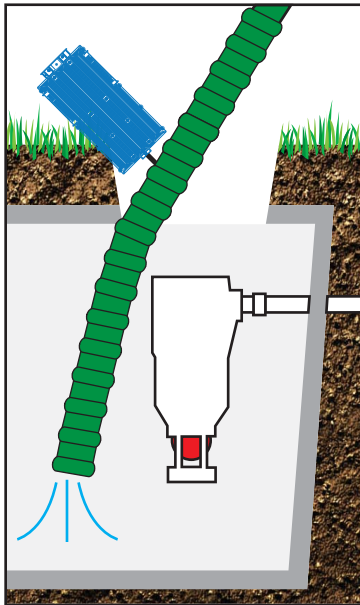
MAINTENANCE INSTRUCTIONS



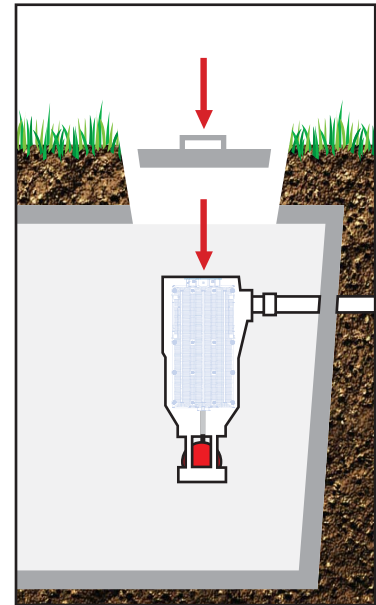
Step 1:
 Locate the outlet of the septic tank.

DO NOT USE PLUMBING WHEN FILTER IS REMOVED

USE RUBBER GLOVES WHEN CLEANING FILTER



Step 2:
 (A) Remove tank cover and pump if necessary.
 (B) Pull the filter out of the housing.
 (C) Hose off the filter over the septic tank. Make sure all solids fall back into the septic tank.



Step 3:
 (A) Insert the filter cartridge back into the the housing making sure the filter is properly aligned and completely inserted.
 (B) Replace septic tank cover

INSTALLATION INSTRUCTIONS

PL-525/PL-625 FILTER

PL-122/PL-525/PL-625 FEATURES & BENEFITS



PL-625



PL-525



PL-122

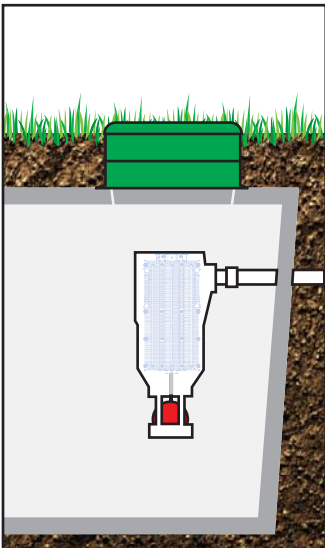
The PL-122/PL-525/625 Effluent Filter should operate efficiently for several years under normal conditions before requiring cleaning. It is recommended that the filter be cleaned every time the tank is pumped or at least every three years. If the installed filter contains an optional alarm, the owner will be notified by an alarm when the filter needs servicing. Servicing should be done by a certified septic tank pumper or installer.

Features & Benefits:



- Rated for 10,000 GPD
- PL-122 = 122 Linear Feet of 1/16" Filtration
 PL-525 = 525 Linear Feet of 1/18" Filtration
 PL-625 = 625 Linear Feet of 1/32" Filtration
- Accepts 4" and 6" SCHD. 40 pipe
- Built in Gas Deflector
- Automatic Shut-Off Ball when Filter is Removed
- Alarm Accessibility
- Accepts PVC Extension Handle

RECOMMENDED PRODUCTS




Risers & Riser Covers

Polylok risers bring your septic tank cover to grade. This allows locating and servicing your filter easier and time saving by eliminating digging to find tank entrance.




Extend & Lok™

Polylok Extend & Lok™ is a simple, easy to use solution that can extend the inlet or outlet pipe and make filter and/or baffle installation a snap. Fits 3" and 4" pipe.



Riser Safety Screens

Polylok safety screens prevent tragic accidents from happening by children and pets falling into open septic tank entrances.



Polylok PVC Filter Extension Handle Filter Alarm Panel and SmartFilter™ Control Switch

Polylok filter alarm panels and switches provide a visual and audible notification of impending filter and tank servicing.

For a full list of Polylok products please visit our web site at: www.polylok.com